

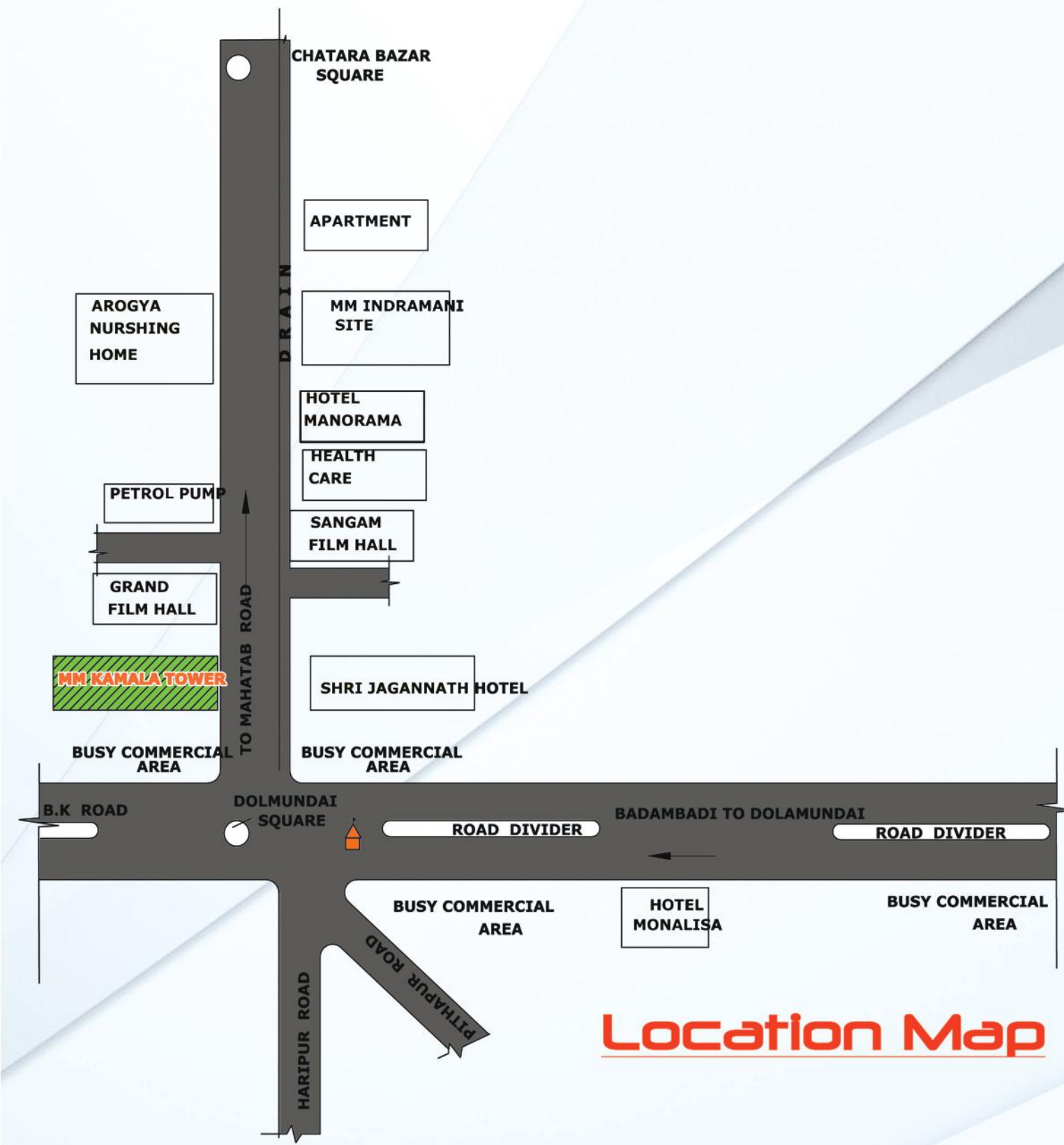


ORERA REGN NO.

MM KAMALA TOWER DOLAMUNDAI (B+S+4 STORIED APARTMENT)



DEVELOPED BY: **mm engineers**
A Member of CREDAI

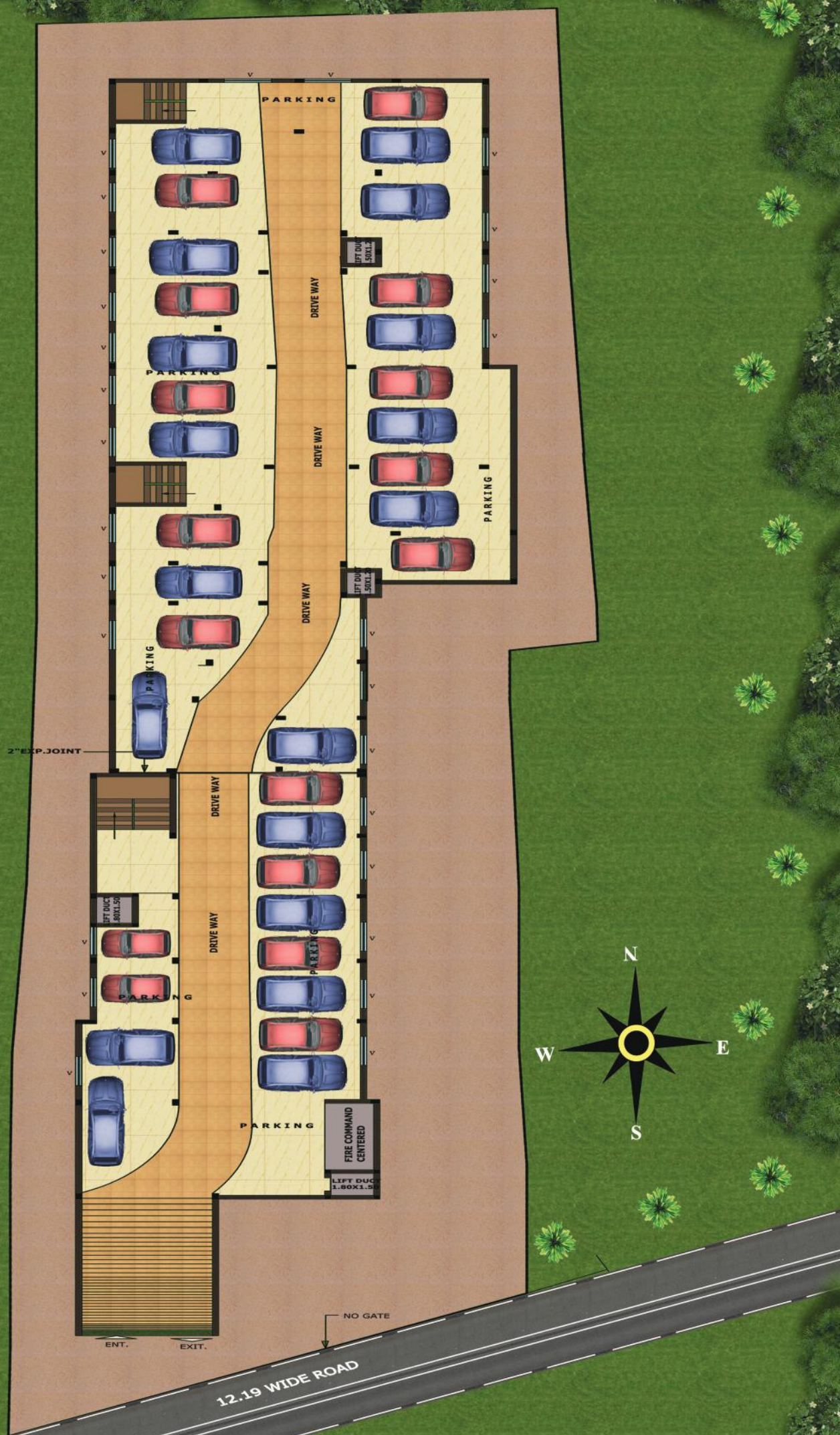


Location Map

DEVELOPED BY:  

MM KAMALA TOWER
DOLAMUNDAI ,CUTTACK.

MM ENGINEERS & CONSULTANTS
SUMITRA PLAZA, 2ND FLOOR,
BADAMBADI , CUTTACK ,
MOB.: 9437032088, 9437120198,
Email: mmeconsult@yahoo.com
Website : mm-engineers.com .



BASEMENT FLOOR PLAN

SPECIFICATIONS

Structure: - R. C. C. Pile foundation with plinth beams for the base of the column footing with brick masonry.(Concrete Blocks / Fly ash Bricks)

Walls Finish: - Internal smooth plastered surface in 1:6 proportions treated with wall care putty.

Painting:- All exteriors shall be finished with paint of standard make and interior walls shall be done with Primer paint Over one coat of cement putty .Doors and grills shall be finished with enamel paint of superior quality.

Flooring: - Vitrified floor tile shall be provided with 5" skirting to all rooms except toilet. Anti skid flooring will be in toilets. Glazed tiles in toilets up to 5' height and 2' over the working platform in the kitchen . Kitchens are to be provided with Granite Stone with built in sink.

Door & Windows:- All doors frames are R.C.C make of 5"x 2 1/2" section. All windows are made of aluminum / upvc frame, fitted with grooved glass of 4 mm thickness with all essential fittings .All door shutters are of factory made moulded skinned/laminated panels except the main door, which will be Teak polished door.

Electrical Works:- Concealed PVC pipes shall be laid. The wires used will be of copper (ISI standard) . 15 AMP power plug will be provided in master bedroom, toilet, kitchen and dining room. Necessary light points, plug, TV channel connections plug will be provided.

Sanitary Works: - Master bedroom toilets will be have an European W.C with cistern provision and common toilet will have the Indian W.C with low level tap connection.

Exclusive Facilities

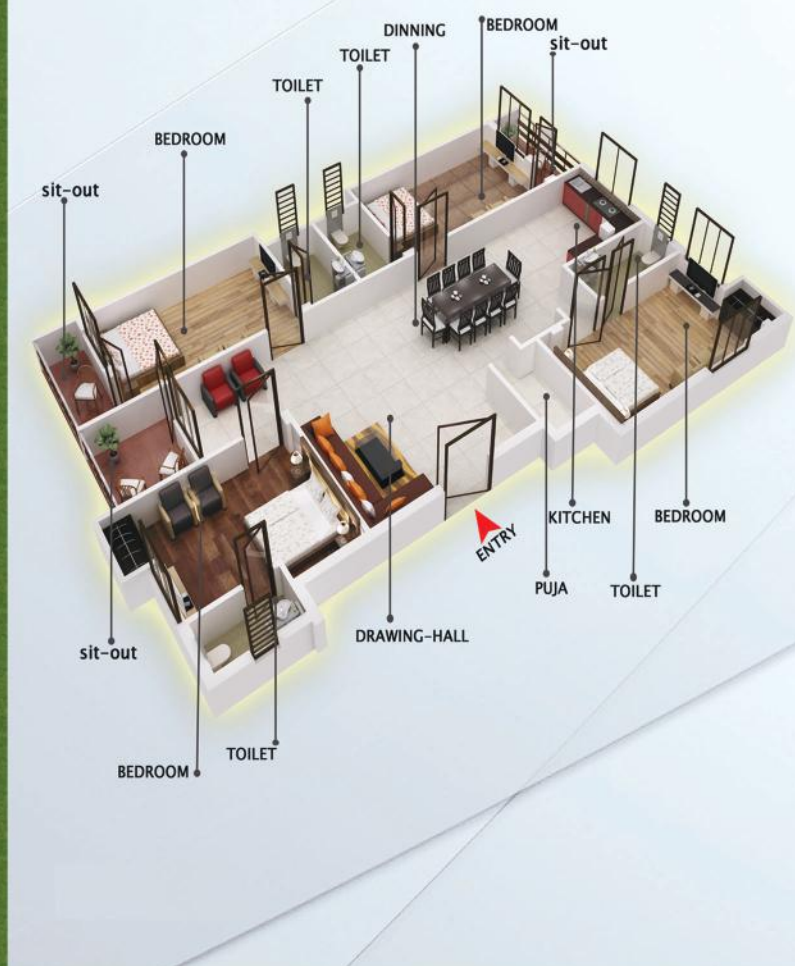
1. Two wheeler free parking space.
2. Car parking space at cost in Basement & Stilt Floor.
3. Lift facilities.
4. Round the clock water supply.
5. Generator Facility for lobby, common lights, lifts, pumps & other common Services.
6. Outlet foe Cable T.V, Telephone & A/C .
7. Society room with toilet facility .
8. Intercom facilities .

Disclaimer : -The plans, specifications, images and other details herein are only indicative and the Developer / Owner reserves its right to change any or all of these in its discretion ,subject to grant of approvals from the relevant authorities . This printed material is not a legal document and dose not constitute an offer ,an invitation to an offer and / or Commitment of any nature between the Developer /Owner and the recipient. The Developer's / Owner's website(s) and other advertising and publicity material (s) include artist's impressions indicating the anticipated appearance of the completed development. No warranty is given that the completed development will comply in any degree with such artist's impressions . Costs, designs and facilities and / or specifications may be subject to change without notice .

TYPE-2



BLOCK-D 4-BHK FLAT

Carpet Area in Sft.	Built UP Area in Sft.	Super Built UP Area in Sft.
1824.63 SFT	1919.80 SFT.	2399.75 SFT.



TYPE-1

NAME OF CATEGORY	CARPET AREA IN SFT.	BUILT UP AREA IN SFT.	SUPER BUILT UP AREA IN SFT.
A (3BHK)	906.12 SFT.	970.76 SFT.	1213.45 SFT.
B (3BHK)	969.17 SFT.	1030.82 SFT.	1288.52 SFT.
C (2BHK)	892.69 SFT.	940.17 SFT.	1175.21 SFT.
D (2BHK)	835.11 SFT.	887.27 SFT.	1109.09 SFT.
E (2BHK)	844.34 SFT.	895.55 SFT.	1119.44 SFT.
F (2BHK)	963.64 SFT.	1019.27 SFT.	1274.09 SFT.
G (2BHK)	665.30 SFT.	730.91 SFT.	913.64 SFT.
H (3BHK)	976.47 SFT.	1042.73 SFT.	1303.41 SFT.



TYPICAL FLOOR PLAN (FIRST, SECOND, THIRD & FOURTH)


Disclaimer :- The plans presented are subject to change as may be required by the developer / relevant authorities . Area measurements are approximate and subject to final survey . Floor plans are not to scale.

TYPE-1



Carpet Area in Sft.	Built UP Area in Sft.	Super Built UP Area in Sft.
906.12 SFT.	970.76 SFT.	1213.45 SFT.

BLOCK-A 3-BHK FLAT


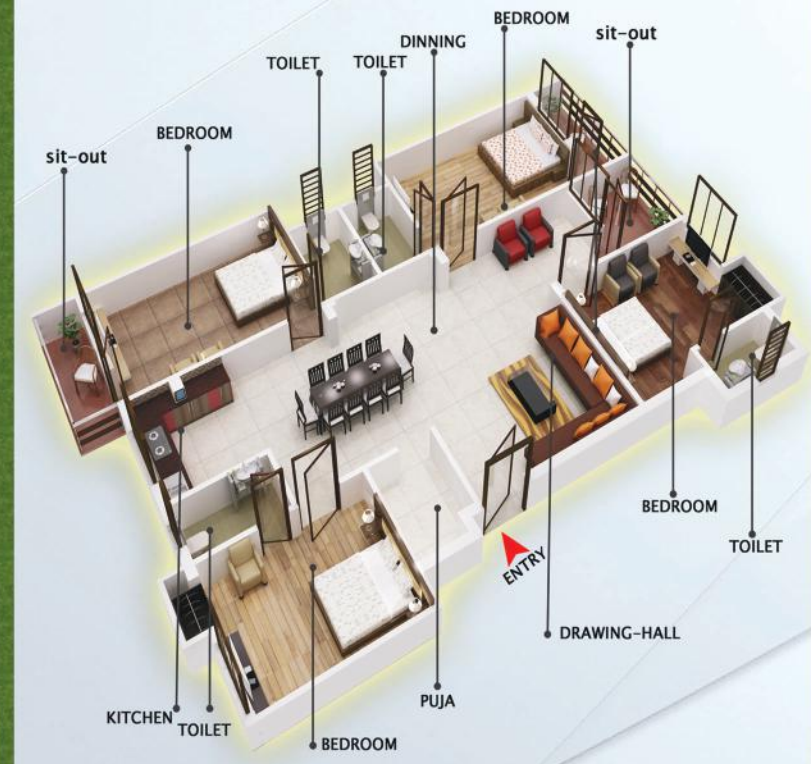


TYPE-2



Carpet Area in Sft.	Built UP Area in Sft.	Super Built UP Area in Sft.
1740.53 SFT.	1831.00 SFT.	2288.75 SFT.

BLOCK-C 4-BHK FLAT



Disclaimer :- The plans presented are subject to change as may be required by the developer / relevant authorities . Area measurements are approximate and subject to final survey . Floor plans are not to scale.

Disclaimer :- The plans presented are subject to change as may be required by the developer / relevant authorities . Area measurements are approximate and subject to final survey . Floor plans are not to scale.